

Medr statistics

Students in Higher Education, 2024/25

Reference: Sta/Medr/01/2026
Date: 29 January 2026
Designation: Official Statistics (see [change in accredited statistics status](#))
Email: HEStats@medr.cymru

Summary: Statistics on enrolments at higher education providers in Wales, and enrolments by students from Wales studying at higher education providers across the UK

Theme: Higher Education

Source: Higher Education Statistics Agency (HESA) Student Record

Main points

Enrolments at Welsh higher education (HE) providers

- There were 143,825 enrolments at Welsh HE providers in 2024/25, 5% less than the 150,680 enrolments in 2023/24. In comparison, for HE providers across the whole of the UK the number of enrolments fell by 1% in 2024/25 compared to 2023/24.
- In 2024/25 there were 32,070 postgraduate enrolments at Welsh HE providers. This was a 19% decrease from 2023/24 when there were 39,360 postgraduate enrolments. A drop in taught postgraduate enrolments by students from outside the UK accounted for the majority of this decrease.
- In 2024/25 there were 111,755 enrolments at undergraduate level. This was a difference of less than 1% from the previous two years and 6% higher than in 2016/17.
- 48% of enrolments at Welsh HE providers were by students whose permanent address prior to starting their studies was in Wales. 37% of enrolments in 2024/25 were by students from the rest of the UK and 15% were from outside of the UK.
- The proportion of enrolments by students known to have a disability has increased year-on-year. 22% of enrolments in 2024/25 were by students known to have a disability.
- Of enrolments by students from the UK where ethnic background is known, 17% of enrolments were by students with an ethnic minority background in 2024/25. This proportion has been steadily increasing year-on-year.
- 52,685 enrolments resulted in students achieving a qualification in 2024/25. This was a 5% increase from the previous year.
- 29% of first degree qualifiers gained a first class honours degree in 2024/25. This was a two percentage point increase from 2023/24.

Enrolments by students from Wales at HE providers across the UK

- There were 103,060 enrolments by students from Wales at HE providers across the UK in 2024/25. This was similar to the 103,205 enrolments in 2023/24.
- Nearly one in three enrolments by students from Wales were at HE providers outside of Wales in 2024/25.
- Increasing proportions of enrolments by students from Wales are by those who are known to have a disability. 25% of enrolments by students from Wales in 2024/25 were by students known to have a disability.
- Increasing proportions of enrolments by students from Wales are by those with an ethnic minority background. 12% of enrolments by students from Wales in 2024/25 had an ethnic minority background.
- In 2024/25, 17% of full-time undergraduate enrolments by students from Wales were from the most deprived Welsh Index of Multiple Deprivation (WIMD 2019) quintile, compared with 26% from the least deprived quintile. This is explained by

much higher numbers of enrolments at HE providers outside of Wales by students from less deprived areas in comparison to those from more deprived area.

- 31,090 enrolments across the UK resulted in students from Wales achieving a qualification in 2024/25. This was a 5% increase from the previous year.

Contents

Main points	1
Quality note	4
Data	4
Number of enrolments at Welsh higher education (HE) providers.....	5
Subjects studied	6
Characteristics of students at Welsh higher education providers	8
Where students come from	8
Sex	9
Disability	9
Ethnicity	10
Welsh language	10
Number of Welsh domiciled students enrolled at higher education providers across the UK.....	11
Cross border flows of students.....	12
Characteristics of students from Wales enrolled at higher education providers across the UK.....	13
Sex	13
Disability	13
Ethnicity	14
Welsh Index of Multiple Deprivation	14
Qualifications achieved.....	17
Qualifications achieved at Welsh HE providers	17
First degree classifications awarded by Welsh HE providers	18
Qualifications achieved by students from Wales at HE providers across the UK.....	19
Quality and methodology information	20
Data source	20
Coverage	20
Definitions	21
Rounding	22
Related statistics	22
Statement of compliance with the Code of Practice for Statistics.....	22
Contact information	23

Quality note

The source of the data in this report is the HESA student record which is collected by Jisc.

The HESA student record been collected since 1994/95 from subscribing higher education providers throughout the devolved administrations of the United Kingdom. 2024/25 was the third year using a new data model and collection system for the student record, which was introduced in 2022/23. The new model presented several challenges and meant that there were an increased number of data quality issues following the changes. For example, increased numbers of some variables being returned as unknown.

For the 2022/23 and 2023/24 data, Jisc assessed the quality of the data to ensure it is fit for onward use. Jisc's overall assessment was that the data was fit for use in the official statistics they produce. As this report uses the same data used by Jisc in their official statistics, it is similarly fit for purpose. Details of how Jisc assess the data quality of the HESA student record can be found on the [Quality Report Student Record](#) page of the HESA website.

In 2024/25 there have been continued improvements to the quality of the data which mean that Jisc no longer feel it is necessary to produce a full quality report, although a list of detailed notes and issues can be found on Jisc's [data quality and insights resource](#) (where the 2024/25 Student Record is the '24056 Student Record' collection).

Data

The data for the charts in this report can be found in the accompanying spreadsheet on [medr.cymru](#).

The data, including more detailed breakdowns such as provider level information for Welsh HE providers, can be found on StatsWales:

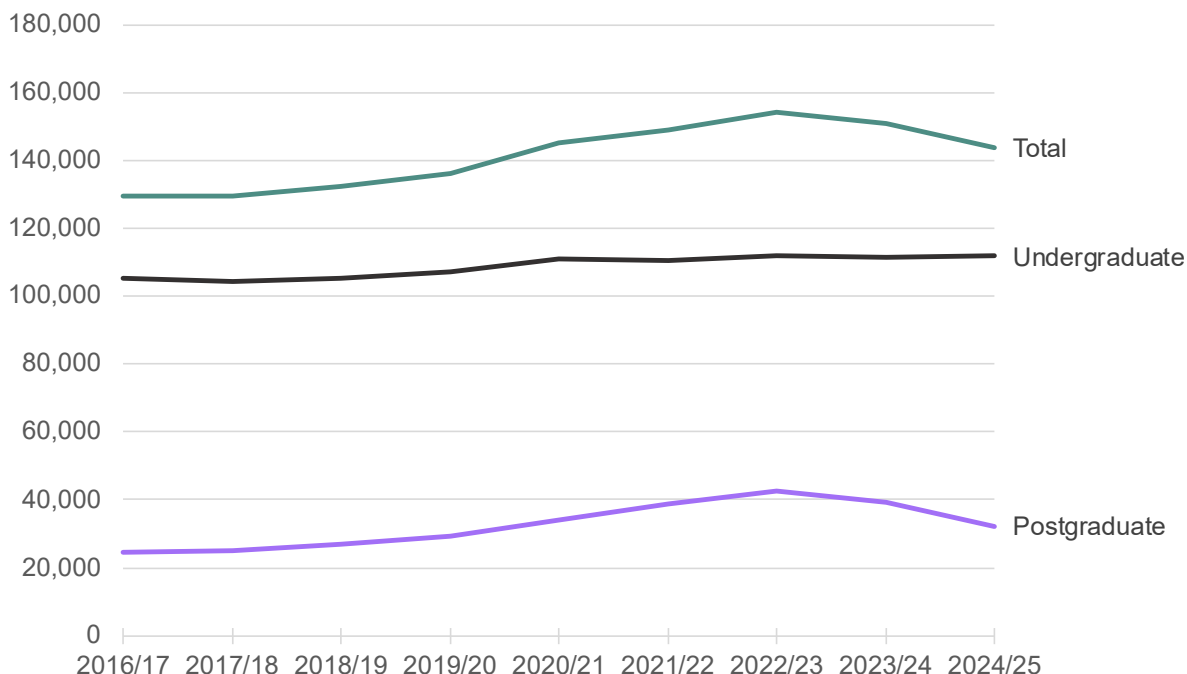
- [Student enrolments and qualifiers at higher education providers in Wales by personal characteristics](#)
- [Student enrolments and qualifiers at higher education providers in Wales by subject](#)
- [Student enrolments and qualifiers at higher education providers in Wales by country of permanent address on entry to their course](#)
- [Student enrolments and number of qualifiers from Wales at higher education providers across the UK by personal characteristics](#)
- [Student enrolments and number of qualifiers from Wales at higher education providers across the UK by subject](#)

Additional data can be found on the HESA [Open Data](#) website.

Number of enrolments at Welsh higher education (HE) providers

Enrolment numbers fell for a second year in 2024/25 after several years of increases

Figure 1: Number of enrolments at Welsh HE providers by level, 2016/17 to 2024/25



Data in Table 1 of the accompanying spreadsheet

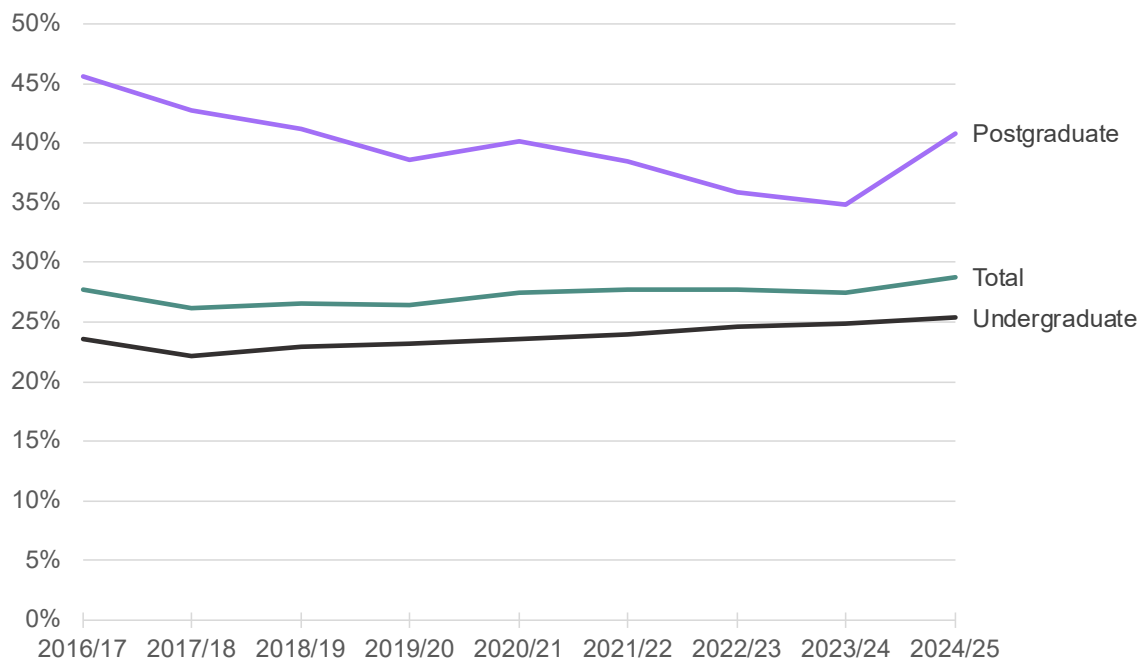
There were 143,825 enrolments at Welsh HE providers in 2024/25, 5% less than the 150,680 in 2023/24. This followed a long period of increasing enrolment numbers, meaning the total number of enrolments in 2024/25 was still 11% higher than in 2016/17. In comparison, for HE providers across the whole of the UK the number of enrolments fell by 1% in 2024/25 compared to 2023/24, but were 20% higher than in 2016/17.

Changes in the number of postgraduate enrolments have been the biggest factor in the changing numbers of total enrolments. In 2024/25 there were 32,070 postgraduate enrolments at Welsh HE providers. This was a 19% decrease from 2023/24 when there were 39,360 postgraduate enrolments. The majority of this decrease was a fall in taught postgraduate enrolments by students from outside of the UK. Despite the decreases in the latest two years, the number of postgraduate enrolments in 2024/25 was still 32% higher than in 2016/17.

The number of undergraduate enrolments has been more stable. In 2024/25 there were 111,755 enrolments at undergraduate level. This was a difference of less than 1% from the previous two years and 6% higher than in 2016/17.

A greater proportion of postgraduate enrolments are part-time than undergraduate enrolments

Figure 2: Proportion of enrolments at Welsh HE providers that are part-time by level, 2016/17 to 2024/25



Data in Table 2 of the accompanying spreadsheet

41% of postgraduate enrolments were part-time in 2024/25 compared to 25% of undergraduates.

2024/25 saw a sharp increase in the proportion of postgraduate students studying part-time despite the number of part-time postgraduate enrolments decreasing. This is related to the decrease in taught postgraduate enrolments by students from outside of the UK who predominantly studied full-time.

Subjects studied

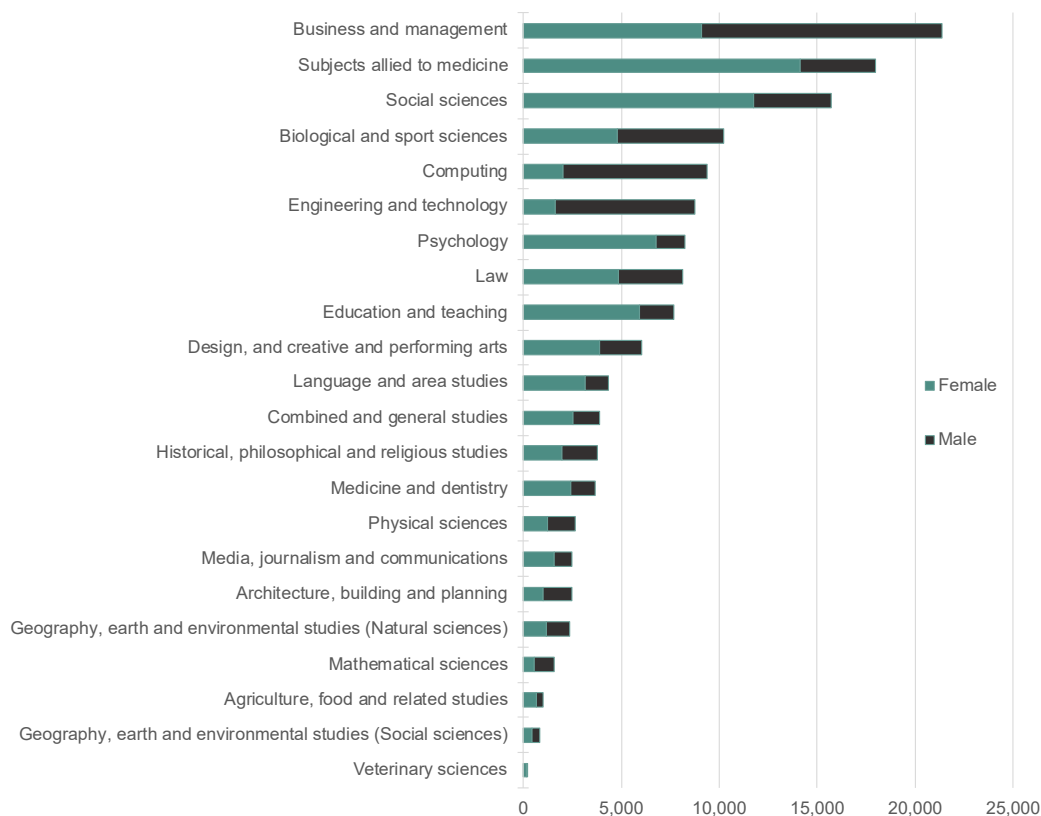
The subjects studied by a student have been grouped using HESA's [Common Aggregation Hierarchy](#).

Where an enrolment is on a course with one or more subjects, the enrolment is split between groups. For example, if a student is studying a joint course in Mathematics and French, 0.5 of the enrolment will appear against Mathematical sciences and 0.5 against Language and area studies.

CAH26 (Geographical and environmental studies) has been split so that CAH26-01-03 (Human geography) is presented as 'Geographical and environmental studies (social sciences)' within the 'Non-science' grouping. All other CAH level 3 codes within CAH26 are presented in the science grouping labelled as 'Geographical and environmental studies (natural sciences)'.

Business and management is the subject with the highest number of enrolments

Figure 3: Number of enrolments at Welsh HE providers by subject group and sex, 2024/25



Data in Table 3 of the accompanying spreadsheet

Business and management was the subject group with the highest number of enrolments at Welsh HE providers with 21,415 enrolments (15% of the total). It was also the subject with the most enrolments at both undergraduate and postgraduate level.

Characteristics of students at Welsh higher education providers

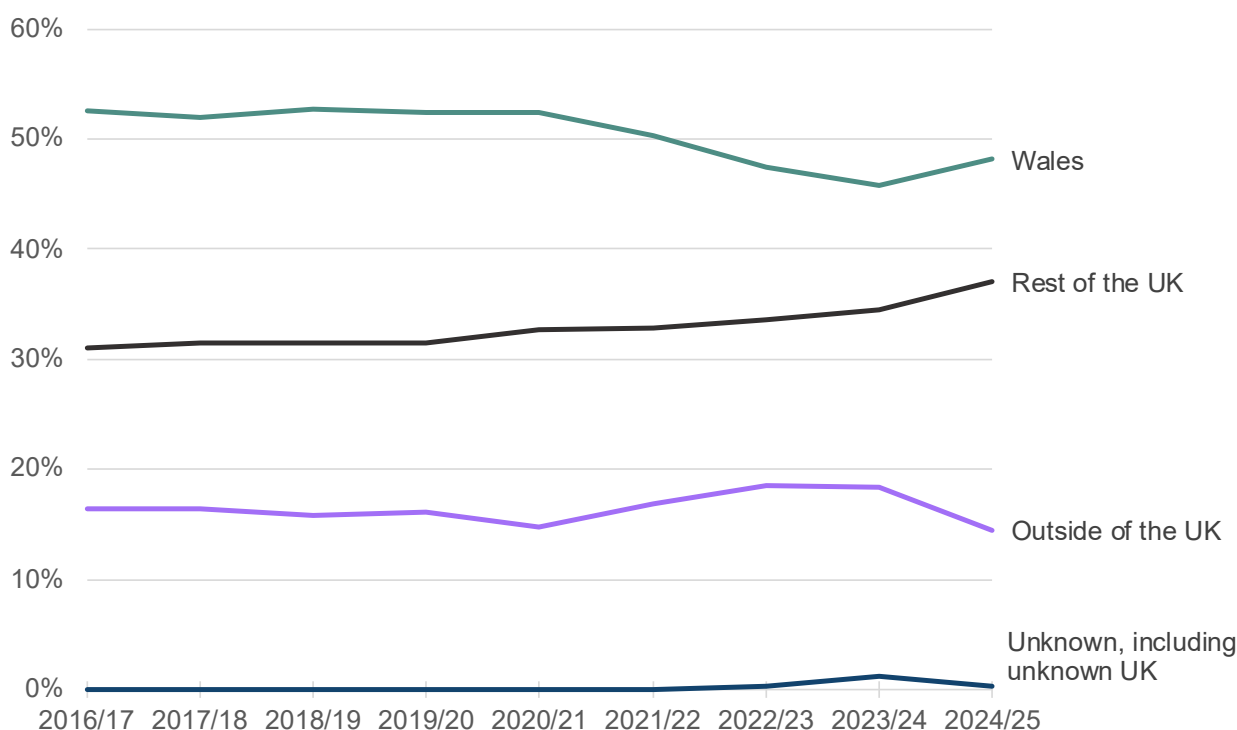
Where students come from

In this release students whose permanent address is in Guernsey, Jersey or the Isle of Man are included as being in the 'Rest of the UK' to match how the data is analysed by HESA.

Following the introduction of the new data model for the HESA student record in 2022/23, the number of enrolments at Welsh HE providers where the student's permanent address is returned as unknown increased to 0.3% (475 enrolments) in 2022/23, 1.2% (1,845 enrolments) in 2023/24 and 0.2% (355 enrolments) in 2024/25. Prior to this the proportion was close to zero. It is expected that the proportion of unknowns will decrease in the future.

Less than half of enrolments have been by students from Wales since 2022/23

Figure 4: Proportion of enrolments at Welsh HE providers by student's permanent address prior to starting their course, 2016/17 to 2024/25



Data in Table 4b of the accompanying spreadsheet

In 2024/25 there were 69,220 enrolments at Welsh HE providers by students from Wales, this accounted for 48% of all enrolments. This was a small increase in the number of enrolments by students from Wales compared to the previous year, with a larger increase in the proportion due to the decrease in enrolments by students from outside of the UK.

The number and proportion of students from the rest of the UK at Welsh HE providers has increased since 2018/19, from 41,530 to 53,250, or from 31% to 37%.

There was an increase in the number and proportion of enrolments by students from outside of the UK between 2020/21 and 2022/23, going from 21,565 enrolments to 28,710 enrolments. However this has reversed over the latest two years and there were 20,935 enrolments by students from outside of the UK in 2024/25, accounting for 15% of all enrolments in 2024/25 compared to 18% in 2023/24.

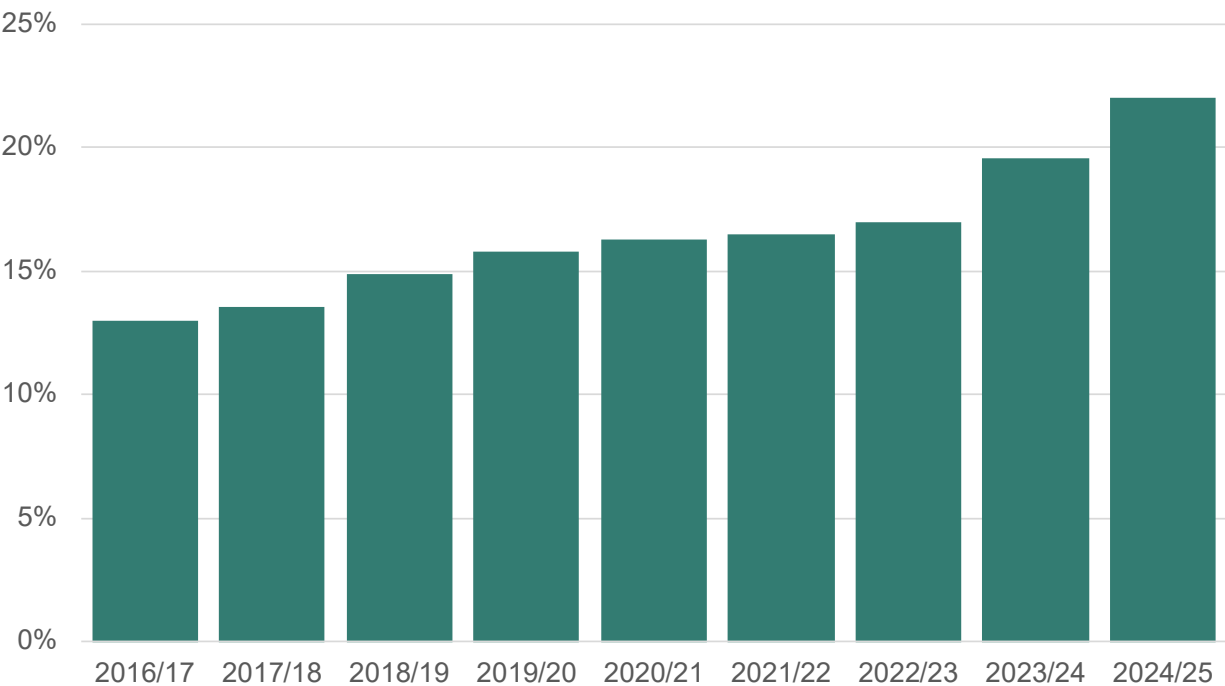
Sex

56.8% of enrolments at Welsh HE providers in 2024/25 were from female students. This proportion has been between 56% and 57% every year since 2018/19.

Disability

The proportion of enrolments where the student is known to have a disability has been steadily increasing

Figure 5: Proportion of enrolments at Welsh HE providers where the student is known to have a disability, 2016/17 to 2024/25



Data in Table 5b of the accompanying spreadsheet

22% of enrolments at Welsh HE providers in 2024/25 were from students with a known disability. This was a two percentage point increase from the previous year, continuing the trend for over recent years.

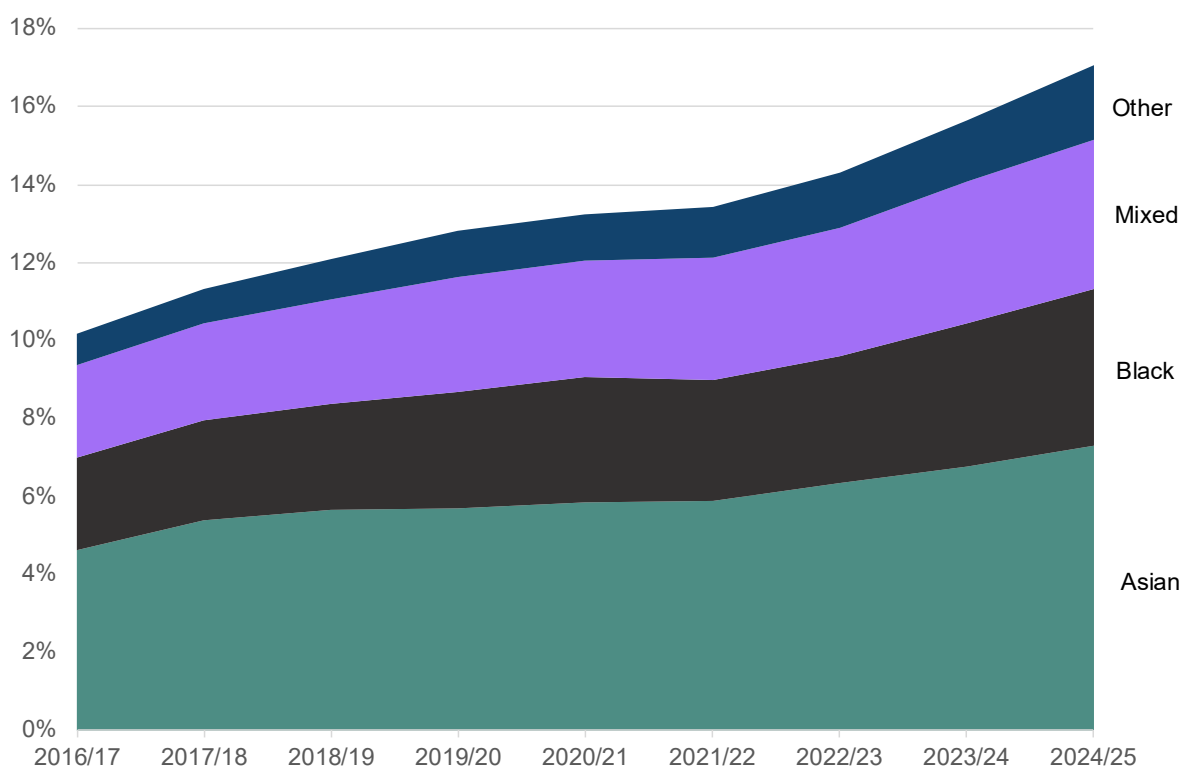
Ethnicity

Ethnicity information is only collected for students whose permanent address prior to starting their studies is in the UK, Guernsey, Jersey or the Isle of Man. Therefore this section only refers to those students.

The percentages in this section are calculated after excluding enrolments by students whose ethnic background is unknown. From 2017/18 to 2021/22 between 1.4% and 1.7% of enrolments by students from the UK at Welsh HE providers were returned with unknown ethnicity. The proportion of unknowns increased to 2.1% in 2022/23 and 2.9% in 2023/24 and 2024/25 following the introduction of a new data model for the HESA student record.

The ethnic diversity of enrolments by students from the UK has increased steadily

Figure 6: Proportion of enrolments at Welsh HE providers by UK students by ethnic background, 2016/17 to 2024/25



Data in Table 6b of the accompanying spreadsheet

Of students from the UK whose ethnicity is known at Welsh HE providers, 17% of enrolments in 2024/25 were from students with an ethnic minority background. This was an increase from 16% in 2023/24 and 10% in 2016/17.

There have been increases in all four high level ethnic background groupings.

Welsh language

Information about the Welsh language ability of students and the numbers of enrolments with learning through the medium of Welsh in the 2024/25 academic year will be published in a separate publication in the summer of 2026.

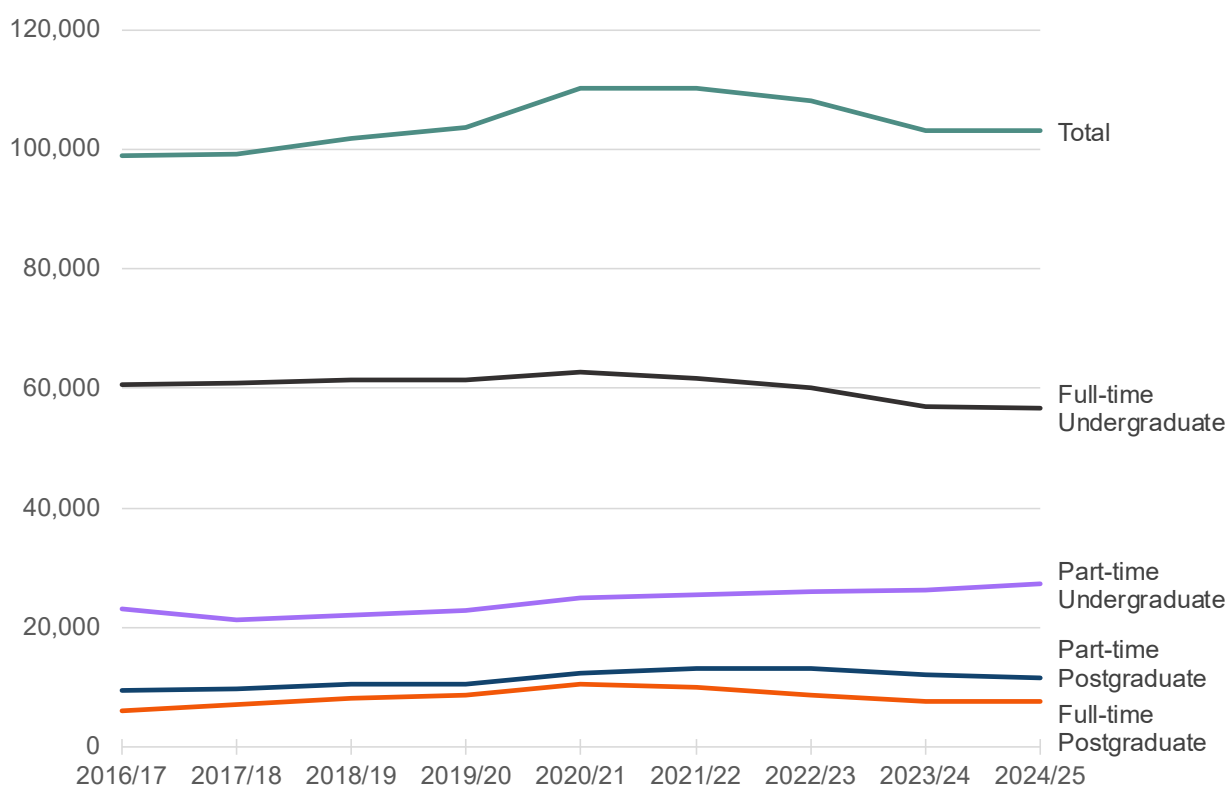
Data for the 2023/24 academic year is available in the [Welsh Language in Higher Education](#) publication.

Number of Welsh domiciled students enrolled at higher education providers across the UK

In this report a student is from Wales if their permanent address prior to starting their course was in Wales.

The number of enrolments by students from Wales has been falling since 2020/21

Figure 7: Number of enrolments by students from Wales at HE providers across the UK by mode and level, 2016/17 to 2024/25



Data in Table 7 of the accompanying spreadsheet

There were 103,060 enrolments by students from Wales at HE providers across the UK in 2024/25. This was similar to the 103,205 enrolments in 2023/24 and 7% lower than the peak of 110,385 enrolments in 2020/21.

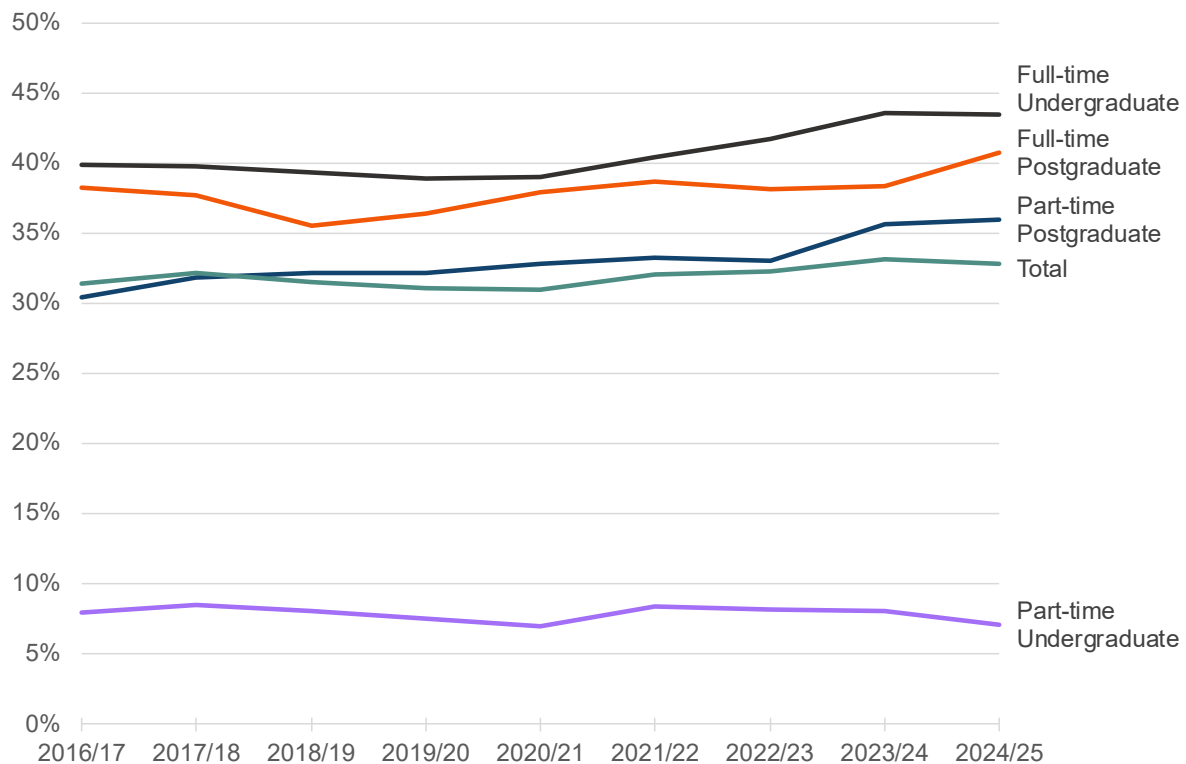
83,870 of the enrolments in 2024/25 were at undergraduate level. This was an increase of less than 1% from 2023/24 after decreasing from 2020/21. There are differences in the trend for full-time and part-time undergraduate enrolments, with full-time enrolments decreasing each year since 2020/21 and part-time enrolments increasing each year since 2017/18.

At postgraduate level there were 19,190 enrolments in 2024/25. This was a decrease of 3% from the previous year and 17% since 2021/22 when numbers started to decrease.

There have been decreases for both full-time and part-time enrolments, although they have been larger for full-time.

A greater proportion of students from Wales are studying at HE providers in the rest of the UK than in previous years

Figure 8: Proportion of enrolments by students from Wales at HE providers elsewhere in the UK by mode and level, 2016/17 to 2024/25



Data in Table 8 of the accompanying spreadsheet

Nearly one in three enrolments by students from Wales in 2024/25 were at HE providers in the rest of the UK.

For each mode and level combination, the proportion of students from Wales studying elsewhere in the UK in 2024/25 was:

- 43% for full-time undergraduates.
- 41% for full-time postgraduates.
- 7% for part-time undergraduates.
- 36% for part-time postgraduates.

Cross border flows of students

Wales is a net importer of students from the rest of the UK. In 2024/25, there were 53,250 students from the rest of the UK studying in Wales compared to 33,840 students from Wales studying at HE providers in the rest of the UK, a difference of 19,410.

The size of this difference has increased each year from 2017/18 when 9,000 more students from the rest of the UK studied in Wales than those going in the opposite direction.

Characteristics of students from Wales enrolled at higher education providers across the UK

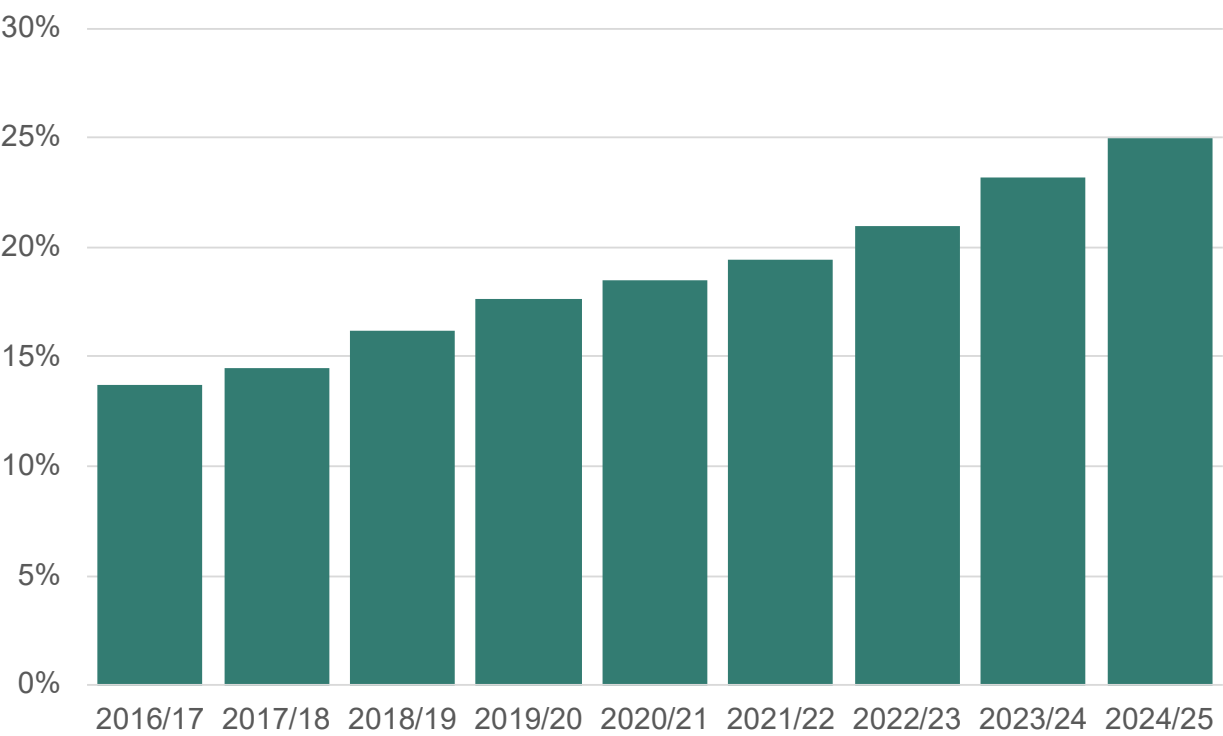
Sex

62% of enrolments by students from Wales in 2023/24 were from female students. This proportion has been increasing slightly year-on-year, having been 59% in 2016/17.

Disability

The proportion of enrolments where the student is known to have a disability has been steadily increasing

Figure 9: Proportion of enrolments by students from Wales at HE providers across the UK where the student is known to have a disability, 2016/17 to 2024/25



Data in Table 9b of the accompanying spreadsheet

One in four enrolments in 2024/25 were from students with a known disability. This was an increase from 23% in the previous year and has been increasing steadily in recent years.

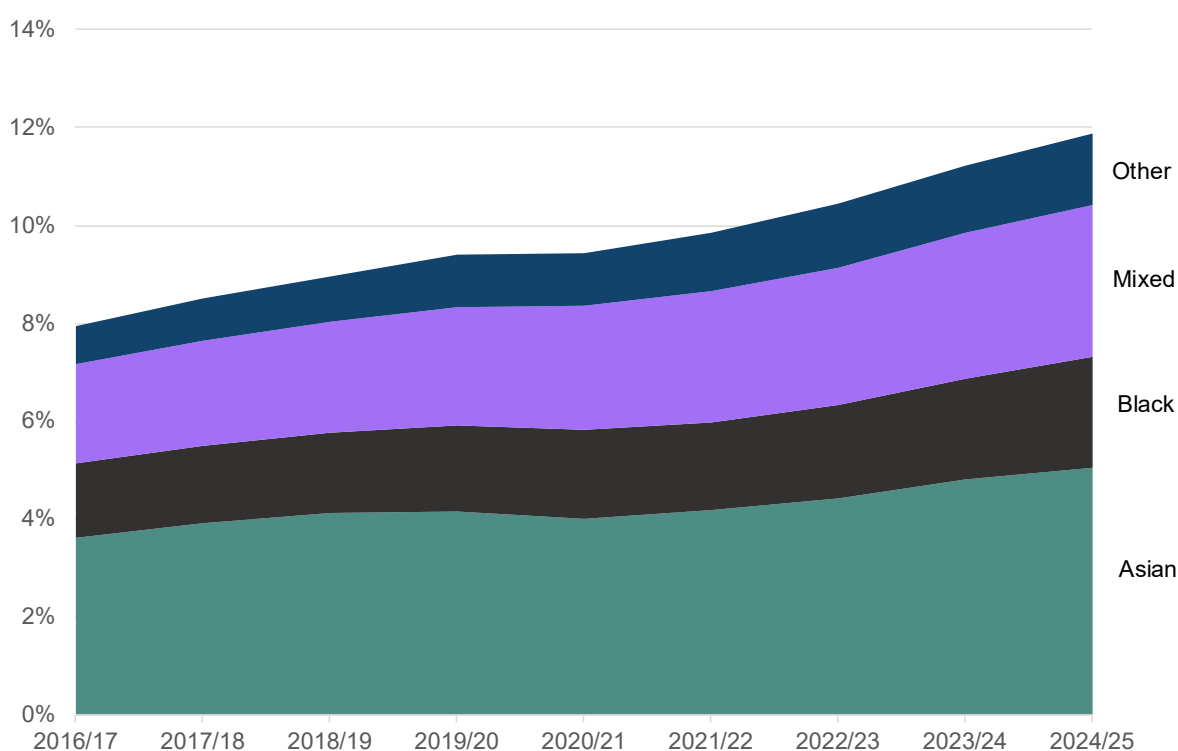
Ethnicity

Ethnicity information is only collected for students whose permanent address prior to starting their studies is in the UK, Guernsey, Jersey or the Isle of Man. Therefore this section only refers to those students.

The percentages in this section are calculated after excluding enrolments by students whose ethnic background is unknown. From 2017/18 to 2021/22 between 1.4% and 1.6% of enrolments by students from Wales at HE providers across the UK were returned with unknown ethnicity. The proportion of unknowns increased to 2.5% in 2022/23, 2.2% in 2023/24 and 2.3% in 2024/25 following the introduction of a new data model for the HESA student record.

The proportion of enrolments by students from Wales who have an ethnic minority background has been increasing

Figure 10: Proportion of enrolments by students from Wales at HE providers across the UK by ethnic background, 2016/17 to 2024/25



Data in Table 10b of the accompanying spreadsheet

Of students from Wales whose ethnicity is known, 12% of enrolments in 2024/25 were by students with an ethnic minority background. This was an increase from 11% in 2023/24 and 8% in 2016/17.

There have been increases in all four high level ethnic background groupings.

Welsh Index of Multiple Deprivation

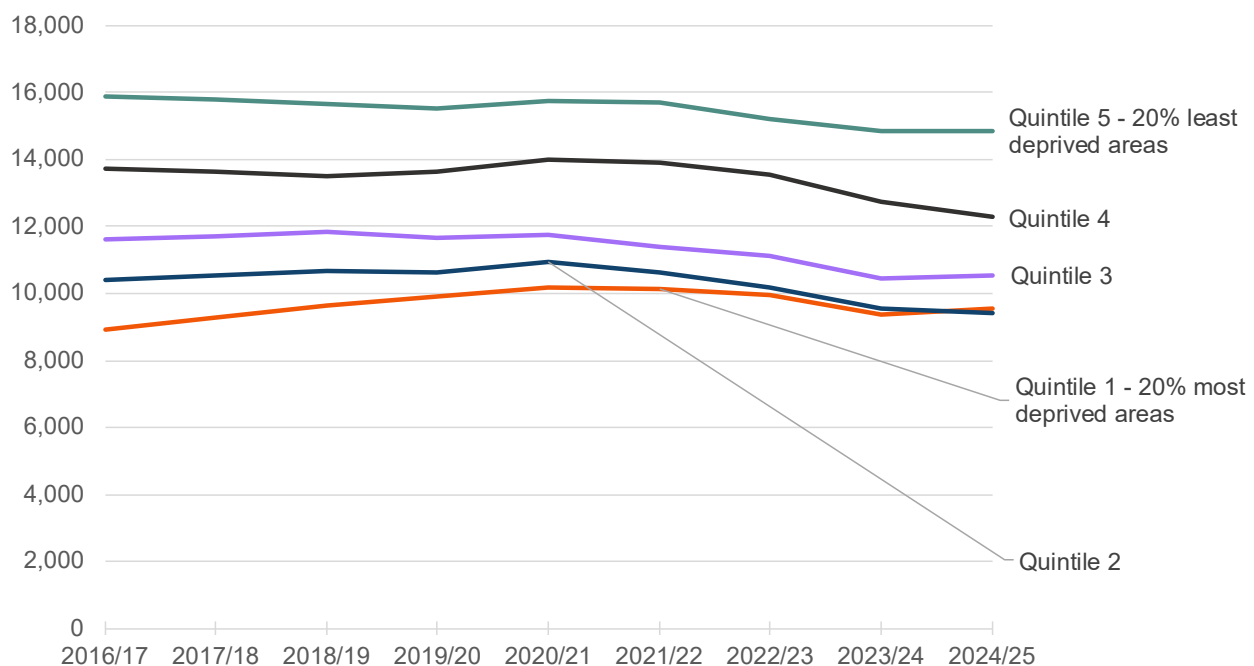
The Welsh Index of Multiple Deprivation (WIMD) is the official measure of relative deprivation for small areas in Wales. It is designed to identify those small areas where

there are the highest concentrations of several different types of deprivation. These small areas have been ranked, according to the [2019 WIMD](#), and grouped into quintiles. The postcode of a student's permanent address prior to starting their studies is used to identify their WIMD quintile. This measure of deprivation is not based on the deprivation of the learner specifically. Many non-deprived learners live in deprived areas and vice versa. A small proportion of enrolments by students from Wales are not attributable to a WIMD quintile when postcode information is incorrect, incomplete or missing.

This section focuses on full-time undergraduate students to explore the relationship between where someone is from and accessing higher education.

There has been a consistently higher number of full-time undergraduate enrolments by students from less deprived areas of Wales

Figure 11: Number of full-time undergraduate enrolments by students from Wales at HE providers across the UK by WIMD Quintile, 2016/17 to 2024/25



Data in Table 11 of the accompanying spreadsheet

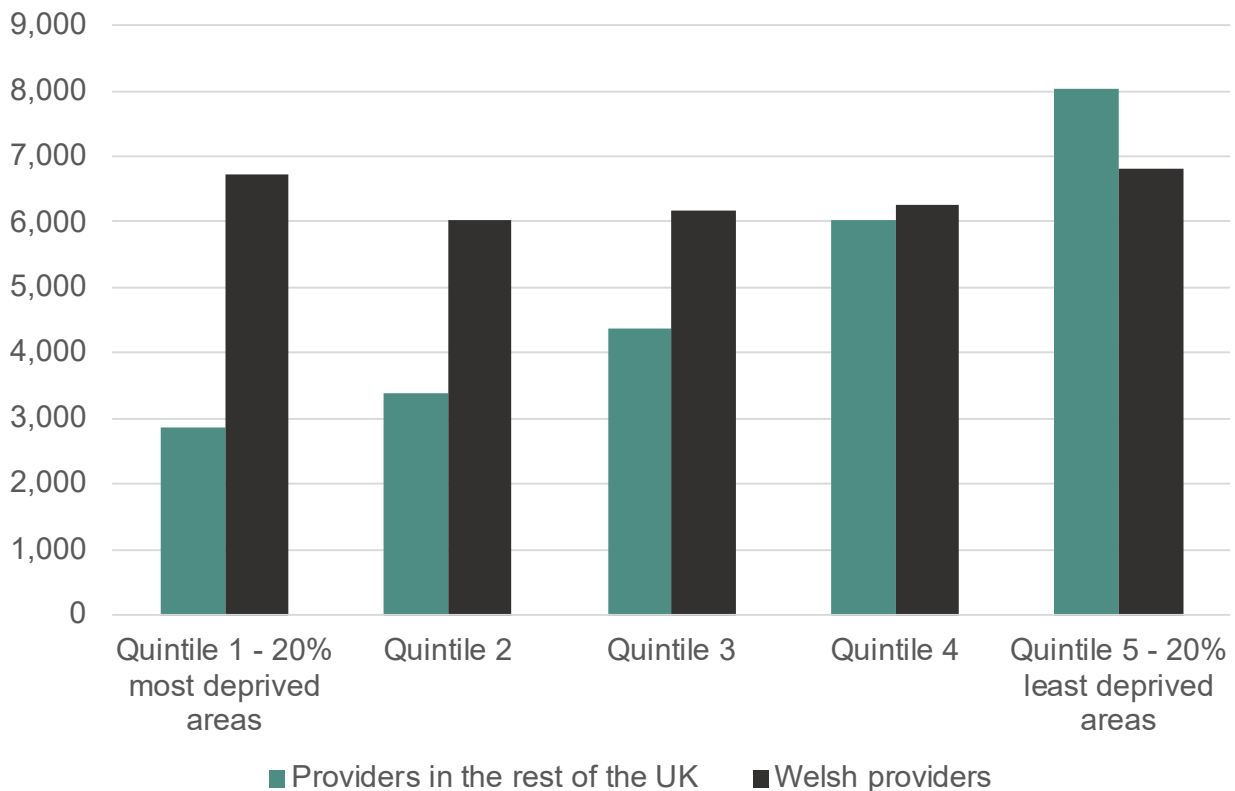
In 2024/25, there were 9,570 full-time undergraduate enrolments by students from the 20% most deprived of areas of Wales based on the 2019 WIMD. This represented 17% of all full-time undergraduate enrolments by students from Wales compared to 26% of enrolments by students from the least deprived quintile of areas in Wales.

The difference in the number of enrolments by students from areas in the first, second and third quintiles of the 2019 WIMD has narrowed over the last several years. In 2024/25 there were more full-time undergraduate enrolments by students from areas in the most deprived quintile of the WMD than the second quintile.

The proportion of full-time undergraduates by students from areas in the least deprived WIMD quintile has increased slightly in recent years as the number of enrolments by students from this quintile have not fallen as much as for the other quintiles.

The differences between full-time undergraduate enrolment numbers from each WIMD quintile is largely driven by enrolments at HE providers outside of Wales

Figure 12: Number of full-time undergraduate enrolments by students from Wales by WIMD Quintile and country of HE provider, 2024/25



Data in Table 12 of the accompanying spreadsheet

The number of full-time undergraduate enrolments at Welsh HE providers in 2024/25 was relatively evenly distributed across the WIMD quintiles.

However, there were large differences in the number of full-time undergraduate enrolments from each WIMD quintile at HE providers in the rest of the UK. There were 2,855 enrolments from the 20% most deprived areas of Wales at HE providers in the rest of the UK compared to 8,025 enrolments from the 20% least deprived areas.

For students from the 20% least deprived areas in 2024/25, there were more full-time undergraduate enrolments at HE providers outside of Wales than at Welsh HE providers.

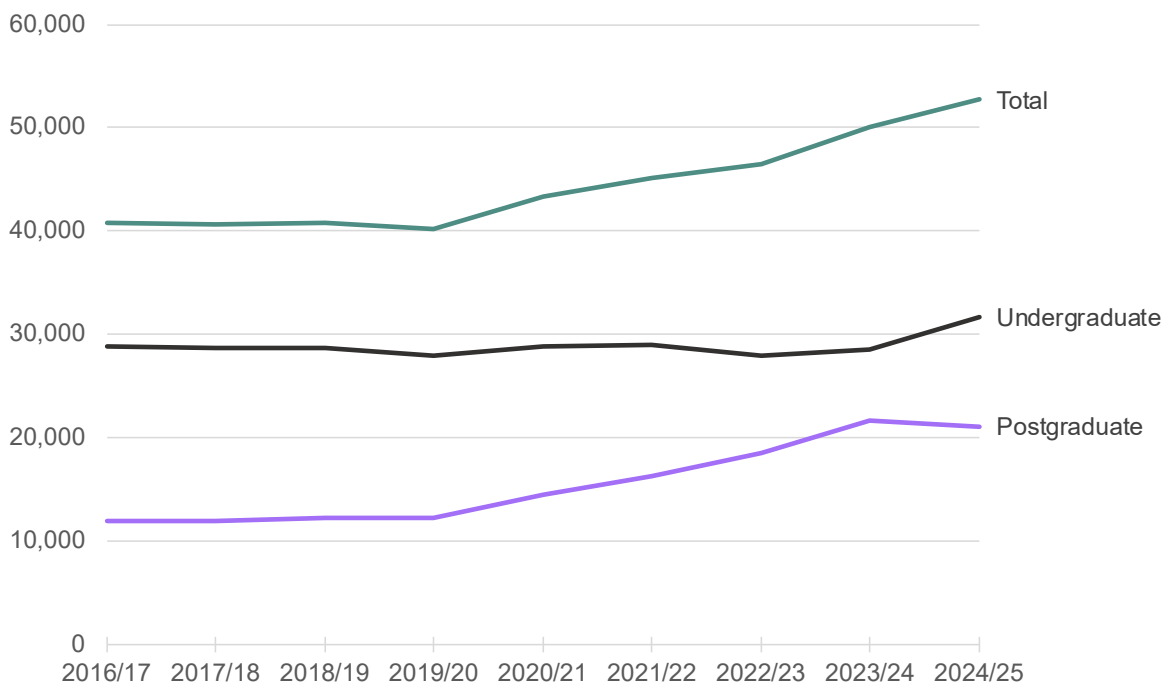
Qualifications achieved

This section looks at the number of student enrolments that led to the achievement of a higher education qualification during the academic year. This includes qualifications awarded from dormancy, after active study has ceased and writing-up status.

Qualifications achieved at Welsh HE providers

The number of qualifications achieved at Welsh HE providers has increased

Figure 13: Number of qualifications achieved at Welsh HE providers by level, 2016/17 to 2024/25



Data in Table 13 of the accompanying spreadsheet

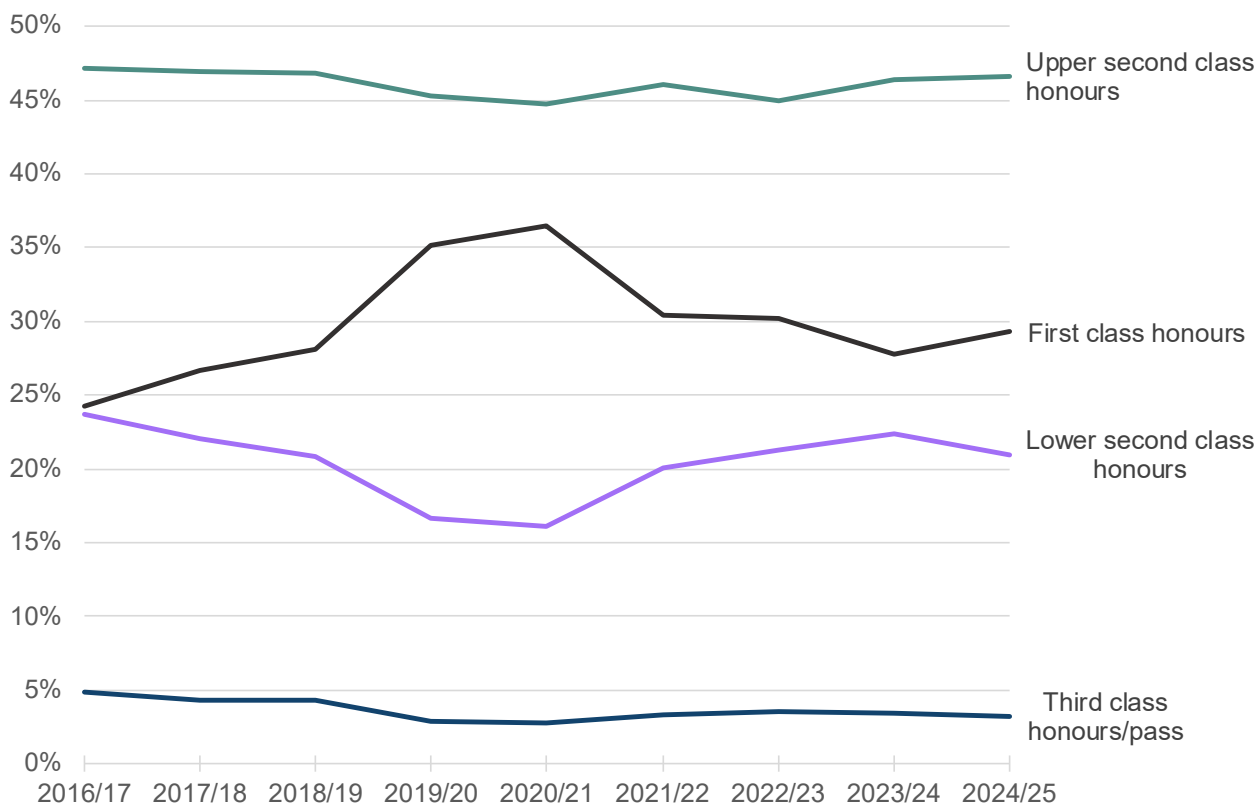
52,685 enrolments resulted in students achieving a qualification in 2024/25; a 5% increase from the previous year. The number of qualifications achieved has increased by 31% since 2019/20. This was mostly due to increases in postgraduate qualifications until 2024/25, when the number of postgraduate qualifications fell slightly compared to the previous year but the number of undergraduate qualifications increased by 11%.

First degree classifications awarded by Welsh HE providers

Unclassified degrees are not included in this section. These include medical and general degrees, ordinary degrees, and aegrotat qualifications which do not receive a classification.

The proportion of first degree qualifiers awarded a first class honours classification at Welsh HE providers increased in 2024/25 compared to the previous year

Figure 14: Proportion of first degrees qualifiers at Welsh HE providers awarded each classification (excluding unclassified degrees), 2016/17 to 2024/25



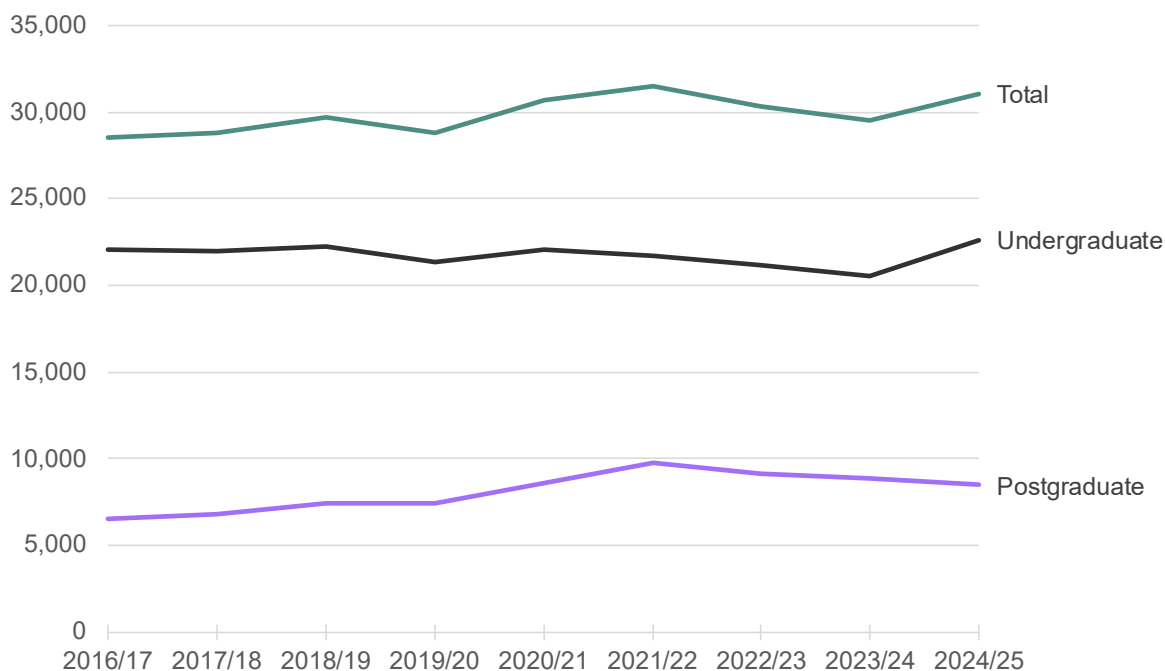
Data in Table 14b of the accompanying spreadsheet

29% of first degree qualifiers awarded a first class honours degree in 2024/25, a two percentage point increase from 2023/24, and slightly higher than the proportion awarded first class honours degrees before the Covid-19 pandemic.

Qualifications achieved by students from Wales at HE providers across the UK

The numbers of qualifications achieved by students from Wales studying anywhere in the UK increased in 2024/25

Figure 15: Number of qualifications achieved for students from Wales at HE providers across the UK by level, 2016/17 to 2024/25



Data in Table 15 of the accompanying spreadsheet

31,090 enrolments at HE providers across the UK resulted in students from Wales achieving a qualification in 2024/25. This was a 5% increase from the previous year. This was due to an increase in undergraduate qualifications, while the number of postgraduate qualifications achieved continued to fall.

Quality and methodology information

Data source

The HESA Student record has been collected since 1994/95 from subscribing HE providers throughout the devolved administrations of the United Kingdom.

Jisc, which HESA is a part of, provide a summary of the [data collection process](#) on the HESA website, including all the quality rules used.

The 2024/25 academic was the third year of the HESA student record using a new data model and collection system which was introduced by Jisc in 2022/23. The new model presented several challenges and meant that there were an increased number of data quality issues following the changes. For example, increases in the number of unknowns being returned for some variables, such as ethnicity and permanent address.

Coverage

Providers

The Welsh HE providers included in this report include providers in Wales that are funded directly for higher education provision by Medr and providers in Wales that return data to HESA about specifically designated higher education courses.

The 2023/24 data included data for 6 HE providers that had not previously submitted data to the HESA student record. These were:

- Centre for Alternative Technology
- Cardiff and Vale College
- Coleg Cambria
- Coleg Gwent
- St Padarn's Institute
- Union School of Theology

The Union School of Theology only returned data to the 2023/24 record as they did not have specifically designated courses in 2024/25.

Enrolments population

The enrolments included are those in the HESA standard registration population at Welsh HE providers. A student may have more than one enrolment in an academic year, if this is a case then each enrolment is counted separately.

To be included in the HESA standard population, an enrolment needs to be active in study at least two weeks after their engagement start date or subsequent anniversaries of. Students who are writing-up (and have no active study) after this anniversary date are excluded from the population, as are students expected to study for two weeks or less and who don't complete their studies or gain a qualification. Dormant students, incoming visiting and exchange students from overseas and students studying for the whole of their programme of study outside of the UK are also excluded.

Qualifiers population

The population used for the qualifiers data is the HESA Qualifications obtained population. This population includes student enrolments associated with the award of a higher education qualification during the relevant academic year. This includes qualifications awarded from dormancy, after active study has ceased, and writing-up status.

More information on these populations can be found on the [student definitions](#) page of the HESA website.

Definitions

Disability

Disability information is collected based on a student's self-assessment and they are not obliged to report any disabilities they have. This information is collected every year so may change over time.

Ethnicity

Ethnicity information is only collected for students whose permanent address prior to starting their studies is in the UK, Guernsey, Jersey or the Isle of Man, and is collected based on the student's self-assessment. This information is collected every year so may change over time.

Students with an ethnic minority background are those where a student's ethnicity is not 'White' or 'Not applicable or not known' in the [Z_ETHNICGRP2](#) variable of the HESA student record. Therefore it includes all students where the ethnicity is one of the following categories:

- Asian
- Black
- Mixed or multiple ethnic backgrounds
- Any other ethnic background

Permanent address

A student's permanent address prior to starting their course is used to determine where a student is from in this release.

Sex

The HESA student record collects the sex of a student rather than the gender with which they identify.

Welsh Index of Multiple Deprivation

The Welsh Index of Multiple Deprivation (WIMD) is the official measure of relative deprivation for small areas in Wales. It is designed to identify those small areas where there are the highest concentrations of several different types of deprivation. These small areas have been ranked, according to the [2019 WIMD](#), and grouped into quintiles. The postcode of a student's permanent address prior to starting their studies is used to identify their WIMD quintile. This measure of deprivation is not based on the deprivation

of the learner specifically. Many non-deprived learners live in deprived areas and vice versa. A small proportion of enrolments by students from Wales are not attributable to a WIMD quintile when postcode information is incorrect, incomplete or missing.

Rounding

Figures are rounded to the nearest 5. Totals are calculated on unrounded figures and then rounded to the nearest 5 so may not equal the sum of the constituent parts.

Percentages are calculated using the unrounded figures. This may mean the percentages may not match what would be calculated using rounded figures.

Related statistics

Earlier reports in this series can be found on gov.wales. Prior to the release covering the 2023/24 academic year the publications in this release were published by the Welsh Government.

[Further education, work-based learning and community learning, August 2023 to July 2024](#) contains similar information for further education, work-based learning and community learning. Data for August 2024 to July 2025 is scheduled to be published on medr.cymru on 26 February 2026.

[Apprenticeships learning programmes started: February to April 2025](#) contains a dashboard with detailed breakdowns of apprenticeship starts. Data for May to October 2025 is scheduled to be published on 19 February 2026.

Statement of compliance with the Code of Practice for Statistics

Our statistical practice is regulated by the Office for Statistics Regulation (OSR). OSR sets the standards of trustworthiness, quality and value in the [Code of Practice for Statistics](#) that all producers of official statistics should adhere to.

All of our statistics are produced and published in accordance with a number of statements and protocols to enhance trustworthiness, quality and value. These are set out in Medr's [Statement of Compliance](#) with the Code of Practice for Statistics.

These official statistics demonstrate the standards expected around trustworthiness, quality and value in the following ways.

Trustworthiness

These statistics have been published according to Medr's [Statement of Compliance](#) and [pre-release access to official statistics policy](#).

Quality

The data source for this publication is the HESA Student record which collects data from HE providers. There are a number of validation processes to ensure data submitted to

the HESA student record is of good quality. These include the data being checked against quality rules and checks against data from previous years. Any issues found through these checks are raised with providers so they can either provide an explanation, or submit corrected data if there is an error. This is an iterative process where data goes through this process multiple times until it is ready to be signed off.

Medr also meet with providers throughout the year to gain an understanding of any data quality issues that may arise for individual providers and to provide support in resolving the issues.

Value

These statistics are produced to provide an insight into the numbers of people from Wales studying at HE providers across the UK and into the numbers of students studying at Welsh HE providers. They are used both within Medr and the Welsh Government to monitor educational trends and as a baseline for further analysis of the underlying data. Some of the key users are:

- Officials and Board members in Medr
- Ministers and the Members Research Service in the Senedd
- Officials in the Welsh Government
- Higher Education providers and representative bodies

This provides easy access to data from the HESA student record that is specific to Wales, and also makes the information available in Welsh.

Change in accredited statistics status

These statistics were previously published by the Welsh Government as National Statistics (now known as Accredited Official Statistics). As the statistics are now published by a new organisation, the Accredited Official Statistics status has been temporarily removed.

Statisticians producing some of Medr's other official statistics include statisticians who previously produced official statistics about further education, work-based learning and community learning at Welsh Government. Medr has also worked with Welsh Government colleagues who previously produced this publication to provide continuity by sharing their experience.

The OSR will assess the processes in place at Medr as an official statistics producer. The OSR are in the process of assessing whether these statistics meet the requirements for Accredited Official Statistics.

Contact information

We welcome any feedback on any aspect of these statistics.

Feedback, questions, and requests for further data can be directed by email to: hestats@medr.cymru

Medr

Y Comisiwn Addysg Drydyddol ac Ymchwil
Commission for Tertiary Education and Research

www.medr.cymru

2 Cwr y Ddinas
Stryd Tyndall
Caerdydd
CF10 4BZ

2 Capital Quarter
Tyndall Street
Cardiff
CF10 4BZ



Noddir gan
Lywodraeth Cymru
Sponsored by
Welsh Government