

Medr statistics

Welsh Language in Higher Education, 2022/23

Reference: Sta/Medr/08/2025
Date: 26 March 2025
Designation: Official Statistics (see [change in accredited statistics status](#))
Email: HEStats@medr.cymru

Summary: Statistics on the number of students studying courses in the Welsh language and the Welsh speaking ability of Welsh domiciled students at higher education providers in Wales.

Statistics on the number of teaching staff who are able to teach in Welsh, and are contracted to teach in Welsh at the higher education institutions in Wales.

Theme: Higher Education, Welsh language, Welsh medium

Source: Higher Education Statistics Agency (HESA) Student and Staff Records

Summary

This report summarises some of the key trends about studying in the Welsh language and the Welsh language ability of students at higher education providers in Wales, and for staff at higher education institutions in Wales. Throughout the report when we refer to studying in Welsh, we mean studying through the medium of the Welsh language rather than studying Welsh as a subject.

The sources of the data are the Higher Education Statistics Agency (HESA) Student and Staff records.

A new data collection system and data model were introduced in 2022/23 for the student record data. As a result there were more data quality issues than in previous years. HESA have produced a [Quality Report](#) that provides an overview of the collection's data quality and an explanation of the methodology used to assess the data quality.

Each section of the full report has an explanation of how this has impacted the data in this report where relevant. Further information can also be found in the accompanying Quality and methodology document.

The data are available in an accompanying spreadsheet on the Medr website. The staff data can also be found on [StatsWales](#). However, it was not possible to provide the student data on StatsWales for this release, but we intend to do so for future releases.

Main points

- 4% of students studied at least one credit in Welsh in 2022/23.
- The number of students studying at least one credit in Welsh fell by 3% compared to 2021/22 and 5% compared to 2020/21. However, it was still a higher number than the three years before 2020/21.
- The proportion of students studying at least 5 credits in Welsh fell to 3% in 2022/23, lower than any of the previous five years. The proportion of students studying at least 120 credits in Welsh fell below 1% in 2022/23, lower than any of the previous five years.
- More than twice as many female students studied at least 1 credit in Welsh compared to male students.
- Education and training was the module subject with the highest number and proportion of students studying at least one credit in Welsh.
- 13% of Welsh domiciled students were known to be fluent Welsh speakers in 2022/23.
- The number of teaching staff contracted to teach in Welsh increased by 1% to 565 in 2022/23 after falling year-on-year since 2018/19.

Contents

Summary	1
Main points	1
Section A: Students studying in Welsh.....	3
Section B: Studying in Welsh by module subject	7
Section C: Welsh speaking ability of students.....	9
Section D: Staff	12
Quality and methodology information	15
Statement of compliance with the Code of Practice for Statistics.....	15
Change in accredited statistics status.....	15
Related statistics	16
Contact information	16

Section A: Students studying in Welsh

This section covers students who attended a Welsh higher education provider and studied in Welsh.

When checking the quality of the data for 2022/23 it was found that there was a large increase in the number of students taking more than zero and less than 1 credit in Welsh. This caused a large increase in the 'some credits' category that was used in previous releases of this publication. From discussions with providers it appears that this increase was related to issues with the updated student record data collection in 2022/23 rather than a genuine increase. As a result, we have replaced the 'some credits' category used in previous versions of this release with an 'at least 1 credit' category to provide a more valid comparison over time.

The number of credits studied in Welsh for each student is calculated on a module-by-module basis. For example, if a student studied half of a 20 credit module in Welsh, that would be counted as studying 10 credits in Welsh. The total number of credits studied in Welsh by each student is the total across all of their modules.

The categories used in this report for the number of credits studied in Welsh are: 'at least 1 credit', 'at least 5 credits', 'at least 40 credits', 'at least 80 credits' and 'at least 120 credits'. These categories overlap, for example someone who has studied at least 40 credits in Welsh is also included as having studied at least 5 credits in Welsh.

Table A.1: Number of credits studied in Welsh, 2017/18 to 2022/23

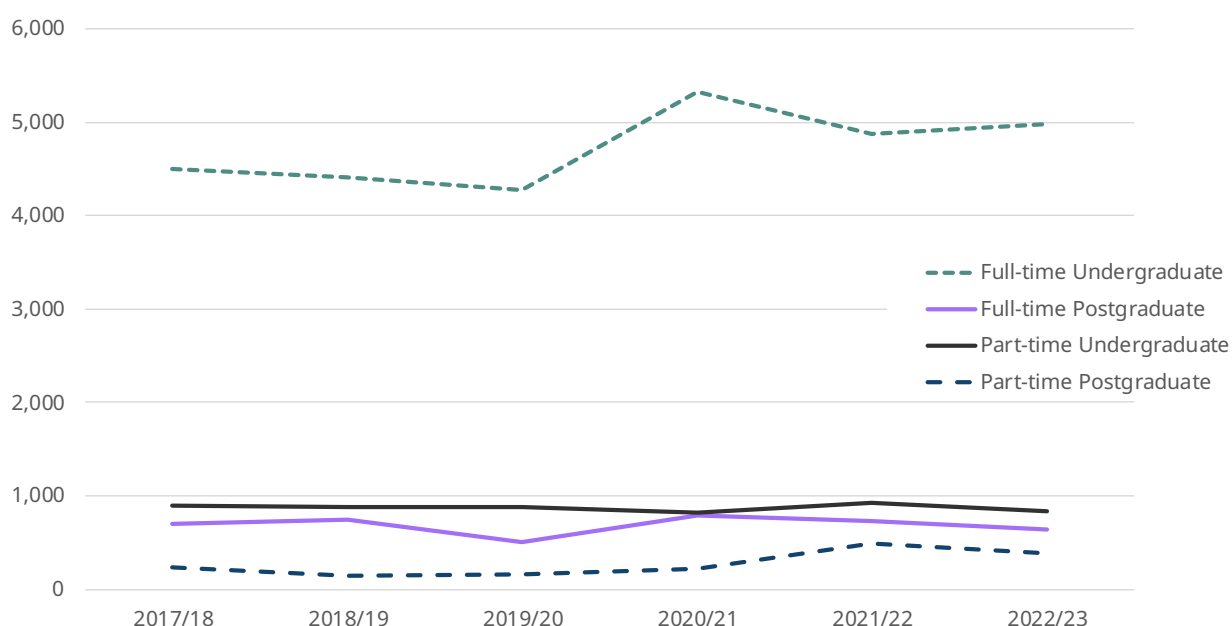
Enrolments	2017/18	2018/19	2019/20	2020/21	2021/22	2022/23
At least 1 credit in Welsh	6,315	6,165	5,800	7,170	7,010	6,825
At least 5 credits in Welsh	5,510	5,900	5,020	6,015	6,070	5,160
At least 40 credits in Welsh	2,570	2,720	2,670	2,825	2,765	2,445
At least 80 credits in Welsh	1,355	1,410	1,485	1,530	1,390	1,295
At least 120 credits in Welsh	730	740	815	895	835	695
Less than 1 credit in Welsh	123,270	126,035	130,555	137,995	142,040	147,560
All enrolments	129,585	132,205	136,355	145,170	149,045	154,385
Percentages (%)						
At least 1 credit in Welsh	5%	5%	4%	5%	5%	4%
At least 5 credits in Welsh	4%	4%	4%	4%	4%	3%
At least 40 credits in Welsh	2%	2%	2%	2%	2%	2%
At least 80 credits in Welsh	1%	1%	1%	1%	1%	1%
At least 120 credits in Welsh	1%	1%	1%	1%	1%	0%
Less than 1 credit in Welsh	95%	95%	96%	95%	95%	96%

Description: There were 154,385 enrolments in 2022/23, with 4% of these studying at least 1 credit in Welsh, compared to 5% in the previous two years.

- The number of students studying at least one credit in Welsh fell by 3% compared to 2021/22 and 5% compared to 2020/21. However, it was still higher number than the three years before 2020/21.
- The proportion of students studying at least 1 credit in Welsh fell to 4% in 2022/23.

- The number of students studying at least 5 credits in Welsh in 2022/23 was lower than four of the previous five years. The number of students studying at least 40 credits in Welsh in 2022/23 was lower than in any of the previous five years; this was also the case for those studying at least 80 or 120 credits in Welsh.
- The proportion of students studying at least 5 credits in Welsh fell to 3% in 2022/23 compared to 4% from 2017/18 to 2021/22.
- The proportion of students studying at least 40 credits or at least 80 credits in Welsh was similar to previous years. However the number of students in these categories was lower than any of the previous five years.
- The proportion of students studying at least 120 credits in Welsh fell to less than 1% in 2022/23. Making the proportion and number of students in this category the lowest since 2017/18.

Figure A.1: Students studying at least one credit in Welsh by level and mode of study, 2017/18 to 2022/23



Description: the number of full-time undergraduate students studying in Welsh in 2022/23 was higher than all years since 2017/18 except 2020/21.

- The number of full-time undergraduates doing at least 1 credit in Welsh in 2022/23 was 11% higher than in 2017/18.
- The number of full-time postgraduates doing at least 1 credit in Welsh fell by 8% between 2017/18 and 2022/23. There was a similar percentage decrease (7%) for part-time undergraduates over this period.
- The number of part-time postgraduates studying at least 1 credit in Welsh increased by 65% between 2017/18 and 2022/23, even with a 23% decrease between 2021/22 and 2022/23.

Table A.2: Students by the number of credits studied in Welsh and provider, 2022/23

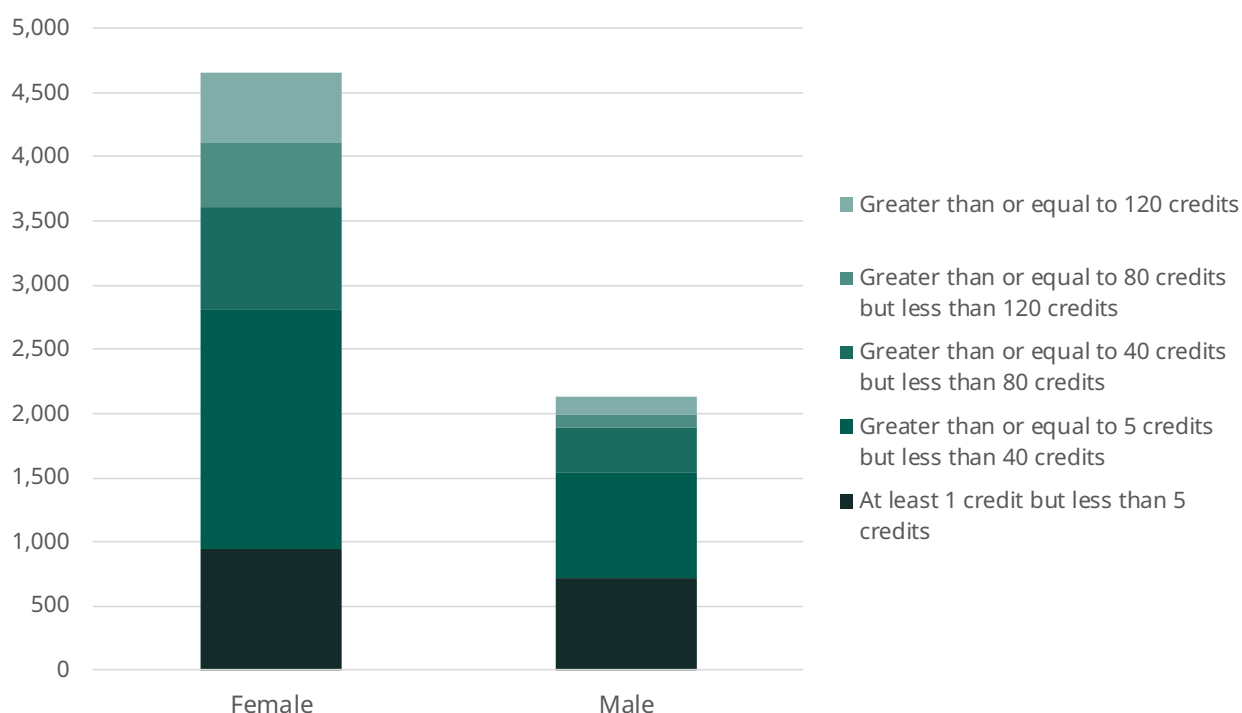
Enrolments	At least 1 credit in Welsh	At least 5 credits in Welsh	At least 40 credits in Welsh	At least 80 credits in Welsh	At least 120 credits in Welsh	Less than 1 credit in Welsh	All
Higher education institutions	6,550	4,890	2,270	1,230	645	146,730	153,285
Aberystwyth University	390	390	290	130	50	8,025	8,415
Bangor University	1,380	1,335	875	565	235	9,445	10,825
Cardiff Metropolitan University	290	290	275	200	150	13,255	13,545
Cardiff University	495	475	310	110	50	32,230	32,725
Open University	195	85	20	0	0	14,625	14,820
Swansea University	660	460	185	40	20	20,850	21,510
University of South Wales	110	110	30	10	0	26,065	26,180
University of Wales Trinity Saint David	2,960	1,680	275	165	140	13,760	16,720
Wrexham University	65	65	10	0	0	8,480	8,545
Further education institutions	270	270	180	70	50	830	1,100
Gower College Swansea	0	0	0	0	0	40	40
Grŵp Llandrillo Menai	270	270	180	70	50	600	875
Grŵp NPTC Group	0	0	0	0	0	190	190
All enrolments	6,825	5,160	2,445	1,295	695	147,560	154,385
Percentage (%)							
Higher education institutions	4%	3%	1%	1%	0%	96%	100%
Aberystwyth University	5%	5%	3%	2%	1%	95%	100%
Bangor University	13%	12%	8%	5%	2%	87%	100%
Cardiff Metropolitan University	2%	2%	2%	1%	1%	98%	100%
Cardiff University	2%	1%	1%	0%	0%	98%	100%
Open University	1%	1%	0%	0%	0%	99%	100%
Swansea University	3%	2%	1%	0%	0%	97%	100%
University of South Wales	0%	0%	0%	0%	0%	100%	100%
University of Wales Trinity Saint David	18%	10%	2%	1%	1%	82%	100%
Wrexham University	1%	1%	0%	0%	0%	99%	100%
Further education institutions	25%	25%	16%	6%	4%	75%	100%
Gower College Swansea	0%	0%	0%	0%	0%	100%	100%
Grŵp Llandrillo Menai	31%	31%	20%	8%	6%	69%	100%
Grŵp NPTC Group	0%	0%	0%	0%	0%	100%	100%
All enrolments	4%	3%	2%	1%	0%	96%	100%

Description: Grŵp Llandrillo Menai, Bangor University and University of Wales Trinity Saint David are the providers with the greatest proportions of students studying in Welsh.

- The providers with the highest proportions of students doing at least one credit in Welsh were Grŵp Llandrillo Menai (31%), University of Wales Trinity Saint David (18%) and Bangor University (13%).

- Grŵp Llandrillo Menai, University of Wales Trinity Saint David and Bangor University also have at least 10% of students studying at least 5 credits in Welsh.
- For all other providers at most 5% of students studied at least 1 credit in Welsh.
- The University of South Wales had the lowest proportion (less than 1%) of students studying in Welsh of any higher education institution.
- Almost two thirds (64%) of enrolments with at least 1 credit in Welsh come from University of Wales Trinity Saint David and Bangor University.

Figure A.2: Number of students studying at least 1 credit in Welsh by sex, 2022/23



Description: in 2022/23 the number of females studying at least one credit in Welsh was more than double the number of males.

- Of students who studied at least 1 credit in Welsh, female students were more likely to study a larger numbers of credits in Welsh. 23% of female students who studied at least 1 credit in Welsh did at least 80 credits in Welsh compared to 11% of male students.
- 33% of male students who did at least one credit in Welsh did fewer than 5 credits in Welsh compared to 20% of females.

Section B: Studying in Welsh by module subject

This section provides information on which subjects are being studied in Welsh.

The subjects studied have been calculated on a module-by-module basis here as the data on studying in Welsh is collected for each module. However, this does mean that the number of enrolments in each subject does not match those that are published elsewhere such as the HESA Open Data where the overall course subjects are used.

A student can study modules in multiple subjects, and a single module could have multiple subjects. Any combination of subjects and modules may have some teaching in Welsh. The full-person equivalent (FPE) for each student is split across the module subjects they study. This means it is not possible to report subject numbers so it is consistent with the totals elsewhere in this report while also providing accurate percentages of students studying a subject in Welsh. We have chosen to make the percentages accurate here.

For example, if half a student's modules were computing modules, and half were law modules, they would be counted as 0.5 FPE studying computing and 0.5 FPE studying law. If the student did at least one credit of their Computing modules in Welsh, but less than one credit of their law modules in Welsh then they would appear in this section as:

Subject	Enrolments (FPE) studying at least 1 credit in Welsh	All Enrolments (FPE)
Computing	0.5	0.5
Law	0.0	0.5

However in the previous section this student would be counted as 1 FPE having at least 1 credit in Welsh meaning the number of enrolments with at least one credit in Welsh is lower in this section.

In 2022/23 module information became optional for postgraduate research students. For these students the subjects of their overall course have been used instead. This isn't a significant difference from how this was calculated in earlier years as the module information provided for postgraduate research students in earlier years was often provided using dummy modules that were coded with the same subject as the course.

Table B.1: Number of students studying at least 1 credit in Welsh by sex, 2022/23

Subject	Enrolments with at least 1 credit in Welsh	All Enrolments	Percentage with at least 1 credit in Welsh
Medicine and dentistry	310	4,320	7%
Subjects allied to medicine	770	16,370	5%
Biological and sport sciences	265	10,600	3%
Psychology	130	7,990	2%
Veterinary sciences	0	115	0%
Agriculture, food and related studies	55	1,175	4%
Physical sciences	25	3,430	1%
Mathematical sciences	40	2,715	2%
Engineering and technology	80	9,105	1%
Computing	175	9,060	2%
Architecture, building and planning	35	2,330	2%
Social sciences	890	15,210	6%
Law	240	9,090	3%
Business and management	410	25,070	2%
Language and area studies	385	6,695	6%
Historical, philosophical and religious studies	145	3,975	4%
Education and teaching	1,255	7,775	16%
Combined and general studies	175	3,360	5%
Media, journalism and communications	60	2,470	2%
Design, and creative and performing arts	970	6,760	14%
Geography, earth and environmental studies	40	3,265	1%
All subjects	6,450	154,385	4%

Description: Education and teaching, and Design, and creative and performing arts were the subjects with highest numbers and proportions of students studying at least 1 credit in Welsh.

- Education and teaching was the subject with the highest number and proportion of students studying at least 1 credit in Welsh (1,225). This accounted for 16% of students studying this subject and 19% of all enrolments with at least 1 credit studied in Welsh.
- Design, and creative and performing arts was subject with the second largest number (970) and proportion (14%) of students studying at least 1 credit in Welsh.
- Veterinary Sciences modules had the lowest number and proportion of students studying at least 1 credit in Welsh.

Section C: Welsh speaking ability of students

This section provides information about the Welsh speaking ability of students who were ordinarily resident in Wales prior to their studies.

There were significant changes to the Welsh language ability data collection in 2022/23. In previous years students were categorised as fluent Welsh speakers, non-fluent Welsh speakers, not a Welsh speaker or unknown. In 2022/23 additional categories were included to provide more detail about the non-fluent Welsh speakers by replacing that category with:

- Welsh speaker: can speak a fair amount
- Welsh speaker: can only speak a little
- Welsh speaker: can just say a few words
- Welsh speaker: unknown proficiency level

Although not included in this report, data was also collected on whether students could read, write or understand Welsh for the first time in 2022/23.

These changes mean that the data is not completely comparable with earlier years. For example a student who was returned as not being a Welsh speaker in 2021/22 could be returned as 'Welsh speaker: can just say a few words' in 2022/23.

As well as the lack of comparability to previous years, there was also a decrease in data quality in 2022/23 related to the introduction of the new data collection system and model. There was a considerable increase in the number of students returned with an unknown Welsh speaking ability. As in previous years the Open University in Wales is the provider with the largest proportion of students and number of students whose Welsh speaker status is unknown, however the numbers of unknowns have increased considerably. However, Cardiff Metropolitan University and University of South Wales also had considerable increases to the numbers of students with unknown Welsh language ability in 2022/23.

Some institutions were also unable to confirm the fluency of some students who were known to be Welsh speakers leading to a considerable number of students being Welsh speakers of unknown ability. This was particularly an issue at University of South Wales, Aberystwyth University and Cardiff Metropolitan University.

For the University of Wales Trinity Saint David, all students who were not Welsh speakers were returned as Welsh speakers of unknown ability. Following discussions with the University all students in the Welsh speakers of unknown ability were reclassified as 'Not a Welsh speaker' in this publication.

It is expected that the quality of this data will improve in the future as the new data collection model becomes more established.

Table C.1: Number of students by Welsh speaking ability, 2022/23

Enrolments	Welsh speaker: fluent	Welsh speaker: non-fluent	Welsh speaker: unknown ability	Not a Welsh speaker	Unknown	All
Higher education institutions	9,395	13,380	4,820	28,005	16,555	72,160
Aberystwyth University	895	365	355	1,275	15	2,905
Bangor University	1,320	475	25	1,940	50	3,810
Cardiff Metropolitan University	865	180	685	2,445	2,030	6,205
Cardiff University	1,665	1,615	0	7,265	185	10,730
Open University in Wales	735	1,430	0	0	12,650	14,815
Swansea University	1,370	1,370	0	6,280	80	9,105
University of South Wales	1,065	6,425	3,720	200	1,465	12,875
University of Wales Trinity Saint David	1,065	1,180	0	5,325	30	7,600
Wrexham University	420	335	35	3,275	55	4,115
Further education institutions	250	190	5	645	0	1,090
Gower College Swansea	5	10	0	25	0	40
Grŵp Llandrillo Menai	240	175	0	450	0	865
Grŵp NPTC Group	10	5	0	175	0	185
All enrolments	9,645	13,570	4,825	28,650	16,560	73,250
Percentage (%)						
Higher education institutions	13%	19%	7%	39%	23%	100%
Aberystwyth University	31%	13%	12%	44%	0%	100%
Bangor University	35%	13%	1%	51%	1%	100%
Cardiff Metropolitan University	14%	3%	11%	39%	33%	100%
Cardiff University	15%	15%	0%	68%	2%	100%
Open University in Wales	5%	10%	0%	0%	85%	100%
Swansea University	15%	15%	0%	69%	1%	100%
University of South Wales	8%	50%	29%	2%	11%	100%
University of Wales Trinity Saint David	14%	16%	0%	70%	0%	100%
Wrexham University	10%	8%	1%	80%	1%	100%
Further education institutions	23%	17%	0%	59%	0%	100%
Gower College Swansea	10%	30%	0%	58%	3%	100%
Grŵp Llandrillo Menai	28%	20%	0%	52%	0%	100%
Grŵp NPTC Group	5%	2%	1%	93%	1%	100%
All enrolments	13%	19%	7%	39%	23%	100%

Description: While 13% of all students are known to be fluent Welsh speakers, this varies considerably between institutions.

[Note 1] A more detailed breakdown of non-fluent Welsh speakers can be found in the accompanying spreadsheet in 'Table 6 – detailed'.

- 13% of students are known to be fluent Welsh speakers.

- Bangor University (35%) and Aberystwyth University (31%) had the highest proportions of Welsh domiciled students known to be fluent Welsh speakers.
- Cardiff University had the highest number of students known to be fluent Welsh speakers (1,665).
- The proportion of Welsh domiciled students known to be fluent Welsh speakers was lowest at the Open University in Wales and Grŵp NPTC Group both at 5%, followed by the University of South Wales (8%).
- The Welsh speaking ability of nearly a quarter (23%) of students was unknown.

Table C.2: Number of credits studied by Welsh speaking ability for Welsh domiciled students only, 2022/23

Welsh Speaking Ability	At least 1 credit in Welsh	At least 5 credits in Welsh	At least 40 credits in Welsh	At least 80 credits in Welsh	At least 120 credits in Welsh	All students
Fluent	2,865	2,705	1,935	1,100	625	9,645
Can speak a fair amount	495	385	190	60	25	4,870
Can only speak a little	285	200	65	15	10	5,210
Can just say a few words	10	5	0	0	0	3,490
Welsh speaker: unknown proficiency level	25	25	15	5	0	4,825
Not a Welsh speaker	2,110	1,305	175	80	25	28,650
Unknown	90	40	10	10	10	16,560
All	5,885	4,660	2,390	1,275	690	73,250

Description: Studying some credits in Welsh is not limited to those who are known to be Welsh speakers, with 2,110 non-Welsh speakers studying at least 1 credit in Welsh.

- 30% of students who are known to be fluent Welsh speakers in 2022/23 studied at least 1 credit in Welsh. 28% studied at least 5 credits in Welsh and 20% studied at least 40 credits in Welsh.
- Of those who studied at least one credit in Welsh, there was fairly even split between fluent Welsh speakers (2,865) and all other students (3,020).
- There are a small number of students who are recorded as not being Welsh speakers but studying a considerable number of credits in Welsh. This could be related to the data on Welsh speaking ability being self-reported. However, the number of these students has reduced compared to 2021/22 so there is no indication of this is a result of the changes to the data collection in 2022/23.

Section D: Staff

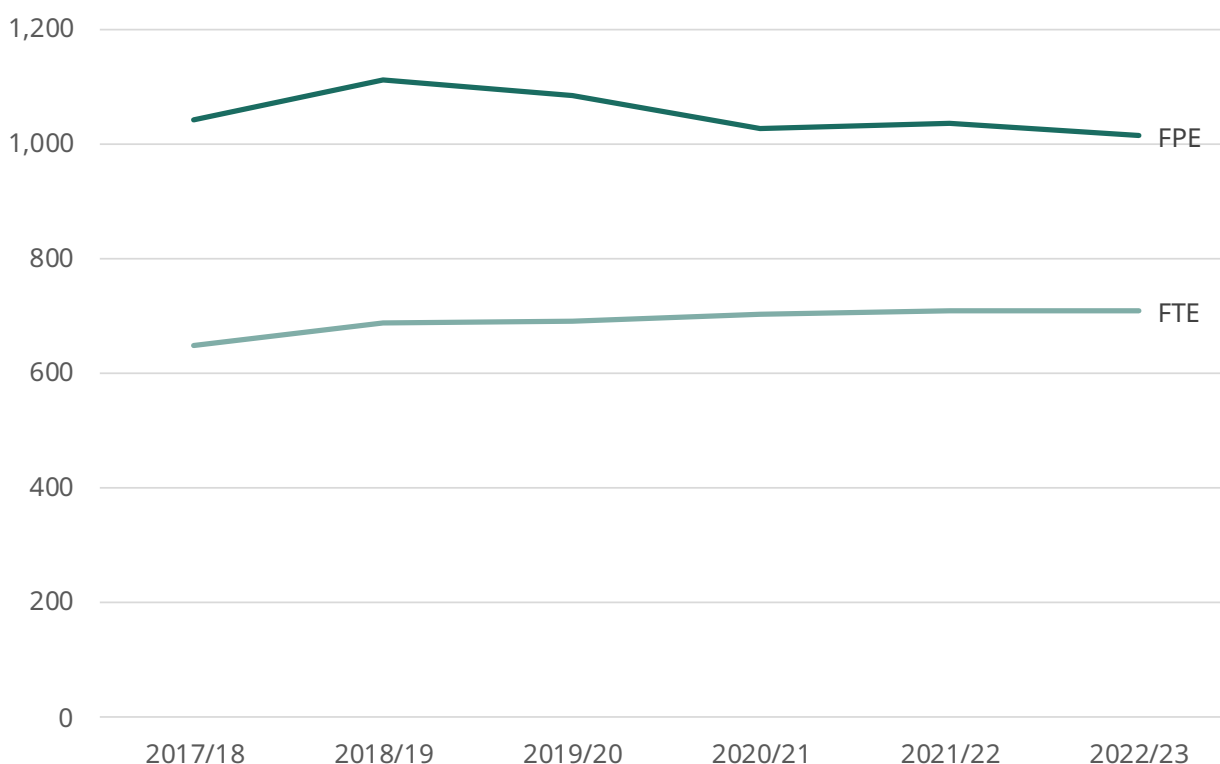
This section covers academic teaching staff and whether they are able to teach in Welsh and if they are contracted to teach in Welsh. Unlike the student data, this section does not include the Open University in Wales or the further education institutions.

Staff on atypical contracts are not included. Atypical staff are those whose working arrangements are not permanent, involve complex employment relationships and/or involve work away from the supervision of the normal work provider.

All figures in this section are Full-Person Equivalents (FPE), unless stated otherwise. This means that a staff member with more than one contract or activity is divided between those activities in the data. The FPE figures are calculated based on contracts that were active on 1 December in the relevant academic year, e.g. 1 December 2022 for the 2022/23 academic year.

Unlike the student data, there were not any significant changes to the staff data collection in 2022/23. However, when checking the quality of the data it was noticed that Cardiff University had recorded all staff as not being contracted to teach in Welsh. This was confirmed to be an error and Cardiff University have provided additional data about which members of staff should have been returned as contracted to teach in Welsh. This data has been used instead of the data as it was submitted to the HESA Staff record.

Figure D.1: Full-person equivalent (FPE) and full-time equivalent (FTE) of academic teaching staff able to teach in Welsh, 2017/18 to 2022/23



Description: While the FPE of academic teaching staff able to teach in Welsh has fallen, the FTE has increased slightly.

- The full-person equivalent (FPE) of teaching staff known to be able to teach in Welsh was 3% lower in 2022/23 than it was in 2017/18, and 2% lower than in 2021/22.
- Despite the decreasing numbers for FPE, the full-time equivalent (FTE) has generally risen over the same period, although it didn't change between 2021/22 and 2022/23.

Table D.1: Academic teaching staff by whether able and/or contracted to teach in Welsh, 2017/18 to 2022/23

	2017/18	2018/19	2019/20	2020/21	2021/22	2022/23
Able to teach in Welsh	1,045	1,110	1,085	1,025	1,035	1,015
Teaching in Welsh	485	590	580	570	540	550
Not teaching in Welsh	325	340	345	300	360	385
Information not sought	230	180	155	160	130	80
Unable to teach in Welsh	6,775	6,865	6,810	6,740	6,745	7,220
Teaching in Welsh	0	0	0	0	0	0
Not teaching in Welsh	5,225	4,895	5,170	4,895	4,955	6,295
Information not sought	1,550	1,970	1,640	1,845	1,790	925
Information not sought	250	140	140	185	430	460
Teaching in Welsh	0	10	15	10	15	15
Not teaching in Welsh	60	55	40	50	170	205
Information not sought	190	75	85	125	245	240
All	8,065	8,110	8,035	7,955	8,210	8,695
Teaching in Welsh	485	600	595	575	555	565
Not teaching in Welsh	5,610	5,290	5,555	5,245	5,485	6,885
Information not sought	1,970	2,220	1,885	2,130	2,170	1,245

Description: While the number of staff able to teach in Welsh fell in 2022/23, the number contracted to teach in Welsh increased in 2022/23 after falling year-on-year since 2018/19.

- The number of teaching staff contracted to teach in Welsh increased by 1% between 2021/22 and 2022/23 after falling each year from 2018/19 to 2021/22.
- 54% of teaching staff who were known to able to teach in Welsh were contracted to teach in Welsh in 2022/23, compared with 52% in 2021/22.

Table D.2: Number of academic teaching staff contracted to teach in Welsh and the number able to teach in Welsh by provider, 2022/23

Provider	Teaching in Welsh	Able to teach in Welsh	Total number of teaching staff
Aberystwyth University	120	160	590
Bangor University	210	250	820
Cardiff Metropolitan University	20	45	855
Cardiff University	90	140	2,425
Swansea University	65	75	1,270
University of South Wales	25	75	1,730
University of Wales Trinity Saint David	35	260	800

Wrexham University	0	10	210
All	565	1,015	8,695

Description: Bangor University had the highest number of staff contracted to teach in Welsh, while University of Wales Trinity Saint David had the highest number able to teach in Welsh.

- University of Wales Trinity Saint David had the highest proportion (32%) of academic teaching staff known to be able to teach in Welsh. The University of South Wales had the lowest proportion (4%) of staff known to be able to teach in Welsh.
- Bangor University had the highest proportion (26%) of teaching staff contracted to teach in Welsh, followed by Aberystwyth University (21%). No other provider had more than 5% of teaching staff contracted to teach in Welsh.

Table D.3: Cost centres of teaching staff teaching in Welsh, 2022/23

Cost centre	Teaching in Welsh	Not teaching in Welsh	Information not sought	All
Medicine, dentistry & health	80	1,745	155	1,980
Agriculture, forestry & veterinary science	15	85	0	100
Biological, mathematical & physical sciences	25	640	55	720
Engineering & technology	15	760	125	900
Architecture & planning	0	90	10	105
Administration & business studies	15	805	130	950
Social studies	65	945	100	1,110
Humanities & language based studies & archaeology	135	585	45	765
Design, creative & performing arts	30	380	490	900
Education	165	765	120	1,050
Academic services	20	60	10	90
Central administration & services, staff and student facilities	0	30	0	30
Premises	0	0	0	0
Residences & Catering	0	0	0	0
All	475	6,975	1,245	8,695

Description: the cost centres with the highest numbers of staff known to be teaching in Welsh were Education and Humanities & Languages & Archaeology.

- Just over half (53%) of staff known to be teaching in Welsh are in the Education, and Humanities & language based studies and archaeology cost centres.

Quality and methodology information

Please see the accompanying Quality and methodology document for detailed information.

Statement of compliance with the Code of Practice for Statistics

Our statistical practice is regulated by the Office for Statistics Regulation (OSR). OSR sets the standards of trustworthiness, quality and value in the [Code of Practice for Statistics](#) that all producers of official statistics should adhere to.

All of our statistics are produced and published in accordance with a number of statements and protocols to enhance trustworthiness, quality and value. These are set out in Medr's [Statement of Compliance](#) with the Code of Practice for Statistics.

These official statistics demonstrate the standards expected around trustworthiness, quality and value in the following ways.

Trustworthiness

These statistics have been published according to Medr's [Statement of Compliance](#) and [pre-release access to official statistics policy](#).

Quality

The data is sourced from the HESA Student and Staff records which collect data from higher education providers. When the data is submitted it must meet certain validation rules. When the statistics are being produced quality checks are undertaken by the statisticians.

Value

These statistics are produced to provide an insight into the level of Welsh medium provision in the higher education sector in Wales, and the Welsh language ability of students and staff.

Change in accredited statistics status

These statistics were previously published by the Welsh Government as National Statistics (now known as Accredited Official Statistics). As the statistics are now published by a new organisation, the Accredited Official Statistics status has been temporarily removed.

Medr has continued the systems and processes for producing the statistics from Welsh Government, and the statisticians producing the statistics include statisticians who produced further education, work-based learning and community learning statistics at Welsh Government.

The OSR will assess the processes in place at Medr as an official statistics producer. The OSR will assess whether the statistics meet the requirements for Accredited Official Statistics.

Related statistics

Earlier reports in this series were published on gov.wales.

Contact information

We welcome any feedback on any aspect of these statistics.

Feedback, questions, and requests for further data can be directed by email to: hestats@medr.cymru

Medr

Y Comisiwn Addysg Drydyddol ac Ymchwil
Commission for Tertiary Education and Research

www.medr.cymru

2 Cwr y Ddinas
Stryd Tyndall
Caerdydd
CF10 4BZ

2 Capital Quarter
Tyndall Street
Cardiff
CF10 4BZ



Noddir gan
Lywodraeth Cymru
Sponsored by
Welsh Government